한글

Hangul Starter

Level 1 · The Complete First-Step Korean Alphabet Workbook · All Ages

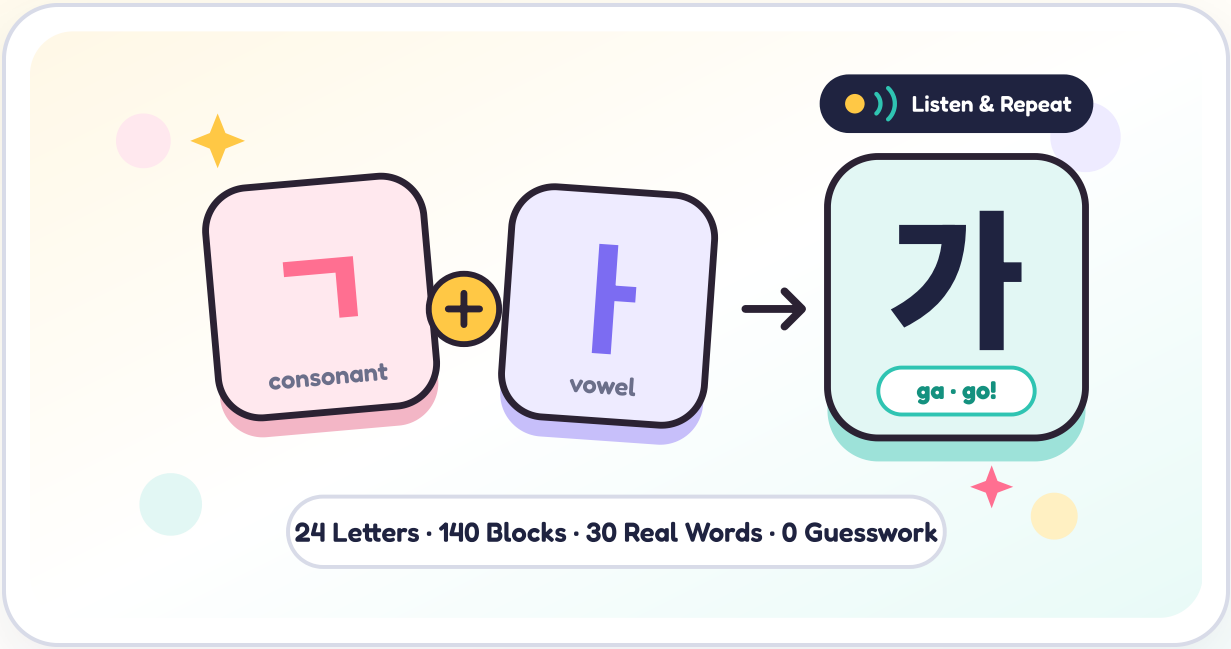

🔊 Clear male & female audio (2 speeds)

✏️ Stroke-order tracing

📱 QR & tap-to-hear player

⭐ 30-day mastery tracker

This book belongs to: _____

© 2026 YourKoreanSchool · All Rights Reserved · Personal Use Only

Name: _____

Your first step into Korean — for all ages.

Whether you are teaching yourself, studying for K-culture, or learning together with a child, **no Korean background is needed**. Scan or tap any QR code, listen, and repeat: **listen** → **say** → **trace** → **read**.

1 10–15 minutes a day

- ★ Do one lesson a day (or go faster if you are an adult self-learner). Consistency beats cramming.
- ★ Always play the audio first so you hear clear Korean pronunciation before writing.
- ★ Every reading word uses **only letters you have already learned** — so you truly read, never guess.
- ★ Purple "Magic Words" (엄마, 사랑해, 파이팅) are everyday bonus expressions to say out loud by ear.

2 The 30-day roadmap

Days 1–7	The silent helper ㅇ and the 6 basic vowels. First real words: 아이 (child), 오이 (cucumber).
Days 8–13	Consonants ㄱ ㄴ ㄷ ㄹ — read 나라, 다리, 라디오.
Days 14–17	Consonants ㅁ ㅂ ㅅ — read 나무, 바나나, 버스.
Days 18–22	Consonants ㅈ ㅊ ㅋ ㅌ — read 모자, 치즈, 토마토.
Days 23–25	Consonants ㅍ ㅎ — read 피자, 하마.
Days 26–30	The "Y" vowels, the big 가나다 chart, 30-word challenge, final test & certificate!

Romanization fades out on purpose. It is large at first, then small, then gone — so your brain learns to read real Hangul instead of leaning on English letters. Full answers are in the back.

© 2026 YourKoreanSchool. All Rights Reserved. This workbook and its companion audio are licensed for **personal, family, or single-classroom use only**. Any unauthorized copying, sharing, resale, commercial redistribution, or uploading to public websites or marketplaces is strictly prohibited and will be subject to DMCA takedown and legal action.

BEFORE WE START

Name: _____

Hangul is like LEGO!

Korean letters snap together into **blocks**. Each block is one sound (one syllable). A block always starts with a **consonant** and has a **vowel**.

Tall vowels sit on the RIGHT

ㄱ ㅏ

가

ga

Flat vowels sit BELOW

ㄱ

ㅗ

고

go

★ Blocks make words

고 + 기 = 고기 go-gi · meat

Fun fact: King Sejong created Hangul in 1443 so that everyone could learn to read quickly. Its 24 basic letters are all you need for this book.

© 2026 YourKoreanSchool · All Rights Reserved · Personal Use Only

Name: _____

Hangul copies the shape of your mouth!

Hangul's consonants were designed to picture **how your mouth, tongue, and throat make each sound**. Learn these 5 basic shapes, and the other 9 consonants make instant sense.



ㄱ

g / k

Back of tongue blocks the throat



ㄴ

n

Tip of tongue touches upper ridge



ㅁ

m

Shape of your closed lips / mouth



ㅅ

s

Shape of a sharp front tooth



ㅇ

silent / ng

Round shape of your open throat

★ Add a stroke = stronger sound

Back of tongue	ㄱ → ㅋ	Add one line → add a strong puff of air (g → k)
Tongue tip	ㄴ → ㄷ → ㅌ / ㄹ	Add lines = stronger (n → d → t). Special ㄹ: one light tap (r/l)
Lips	ㅁ → ㅂ → ㅍ	Lips hum (m) → pop softly (b) → pop with air (p)
Teeth	ㅅ → ㅈ → ㅊ	Hiss (s) → gentle j (j) → hat + puff of air (ch)
Throat	ㅇ → ㅎ	Open throat (silent) → add breath on top (h)

Vowels follow nature: a tall line ㅣ (standing person), a flat line ㅡ (flat earth), and a short tick (the sky above). Pointing right/up (ㅏ ㅗ) sounds bright; left/down (ㅓ ㅜ) sounds deeper!

✎ How to write them

Start at 1. Follow the arrows. Don't lift your pencil until the stroke ends.

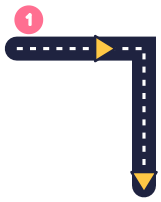

ㄱ 1 stroke

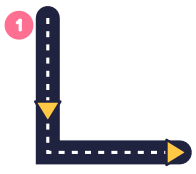

ㄴ 1 stroke

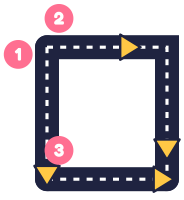

ㅁ 3 strokes

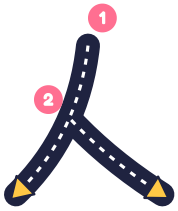

ㅅ 2 strokes

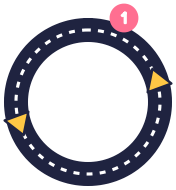

ㅇ 1 stroke

© 2026 YourKoreanSchool · All Rights Reserved · Personal Use Only

Name: _____



아 a · the letter's name

a

Sounds like the "a" in "father".

✏️ **2 strokes.** Follow the numbers and the arrows.

🔊 Scan or tap

1 Trace it

Start at the pink dots.

2 Write it yourself

3 Where does it go?

ㅇ ㅏ

A tall vowel sits on the **right**.

아

Together they make one block: **a**

💡 **Study tip** Open wide for 아! Draw the tall vertical line down first, then the short tick pointing right.

© 2026 YourKoreanSchool · All Rights Reserved · Personal Use Only

Name: _____

ㅇ + ㅏ = 아

1 Trace the block 아

아 아 아 아 아

2 Read it! Scan, listen, read, then trace.

아

아

a

ah!

3 Find 아 Circle every one. How many? ____

오 아 오 아 으 아 우 으

Done! ★

Lesson done! Check off or add a star to your 30-day chart.

Study tip Because initial ㅇ is silent, 아 sounds simply like "ah." Cover ㅇ with a finger if you ever feel tempted to pronounce it.

© 2026 YourKoreanSchool · All Rights Reserved · Personal Use Only

Name: _____

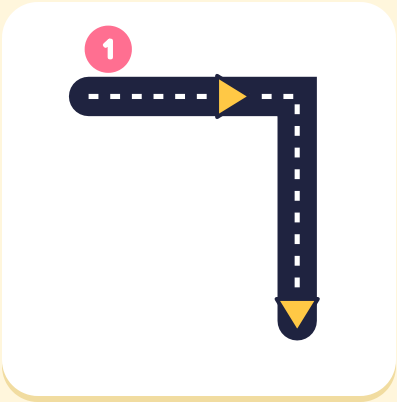

기역 gi-yeok · the letter's name

g / k

Sounds between "g" in "go" and "k" in "kite".

✏️ **1 stroke.** Follow the numbers and the arrows.

Scan or tap

1 Trace it

Start at the pink dots. Follow the numbers.

2 Write it yourself

↺ Remember these?

Say each sound, then read the block.

ㅡ → 으 eu

ㅗ → 오 o

ㅏ → 아 a

Study tip ㄱ is one stroke: across, then down, like a corner. It is a soft g/k sound — lighter and less forceful than an English G.

© 2026 YourKoreanSchool · All Rights Reserved · Personal Use Only

Name: _____

1 Snap the blocks

Consonant + vowel = one block. Scan, say, trace.

ㄱ + ㅏ	ㄱ + ㅓ	ㄱ + ㅗ	ㄱ + ㅜ	ㄱ + ㅡ	ㄱ + ㅣ
가	거	고	구	그	기
가	거	고	구	그	기

2 Slide and read

Put your finger on each block. Stretch the sounds: ㄱ… ㅏ… 가!

가 → 거 → 고 → 구 → 그 → 기

3 My 가나다 chart

Read across, then down. It shows your newest consonants (up to 3 rows).

	ㅏ	ㅓ	ㅗ	ㅜ	ㅡ	ㅣ
ㄱ	가	거	고	구	그	기

4 Speedy blocks

Read them fast!

기 고 가 거 그

Study tip Slide your finger under 가 and blend g-a-a smoothly into one beat: 가. Blend sounds directly instead of naming letters.

© 2026 YourKoreanSchool · All Rights Reserved · Personal Use Only

Name: _____

1 Read it! Scan, listen, read, then trace. Every word uses only letters you know.



고기

고 기

go-gi
meat



아기

아 기

a-gi
baby



구

구

gu
nine

2 Which sound? Scan. Listen carefully. Circle the block you hear.

1 가 아

2 고 거

3 그 구

3 Snap blocks into words Read each block, then say them fast together. Write the word.

고 + 기 = ☐☐

아 + 기 = ☐☐

아 + 이 = ☐☐

4 Read aloud 3 times Read all the words on this page smoothly. Check or color a star each round!

☆ ☆ ☆

💡 **Study tip** 고기 is meat and 아기 is baby. Look closely at the final vowel in 아기: a plain vertical stick with no tick says "ee" here, as in 이.

© 2026 YourKoreanSchool · All Rights Reserved · Personal Use Only

Name: _____

Letter garden

Color every circle that has ㄱ. How many did you find? ____

고	이	이	고	어	이	어	우
기	오	이	이	우	으	우	우
오	어	아	으	기	이	으	가
아	고	으	기	구	구	아	그
오	오	고	거	우	이	우	이
으	가	오	기	아	오	오	으

Done! ★

Lesson 8 done! Check off or add a star to your 30-day chart.

Study tip Say each block out loud as you circle every ㄱ. Remember: ㄱ sits on top when paired with flat vowels like 고 and 구.

© 2026 YourKoreanSchool · All Rights Reserved · Personal Use Only

FREE SAMPLE

Name: _____

You can already read 가! Ready for the full journey?

You learned how Hangul copies your mouth, met ㅏ and ㄱ, and snapped them together into 가. The full book takes you step by step — with clear male & female Repeat-After-Me audio — until you can read 140 blocks and 30 real Korean words on your own.

Inside the full book

- ★ All 24 basic letters (vowels first), so every word uses only letters you already know
- ★ Interactive QR & tap-to-hear audio player (Female & Male, Slow & Normal, Repeat-After-Me) + offline MP3 pack
- ★ 10 rotating practice activities so no two lessons ever feel repetitive
- ★ A mini story in every unit and a bite-sized Study Tip on every lesson page
- ★ 30-day roadmap, mastery tracker, 1-minute reading log, full 가나다 chart & wall poster
- ★ 30-Word Challenge, final test, certificate, flashcards, practice grid & full answer key

Get the complete 117-page workbook: search "Hangul Starter Level 1" by YourKoreanSchool. Includes US Letter & A4, Color & Ink-Saver.

Keep these sample pages! Practice ㅏ and ㄱ again tomorrow, or load this PDF into GoodNotes on your iPad and tap any QR code to hear clear Korean audio.

© 2026 YourKoreanSchool · All Rights Reserved · Personal Use Only